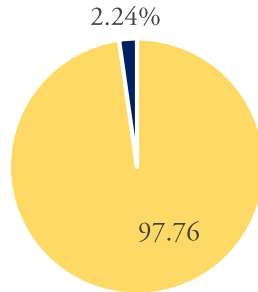


UWEC GREEK LIFE COMMUNITY AT A GLANCE, SPRING 2018

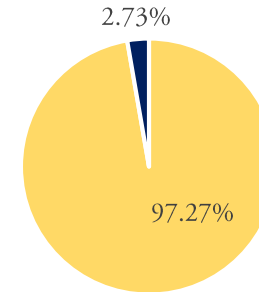
Fraternity Involvement at UWEC



■ UWEC Undergraduate Men ■ Fraternity Members

Total UWEC Undergraduate Men	3,879
Total Fraternity Men	87
Percentage of Fraternity Members at UWEC	2.24%

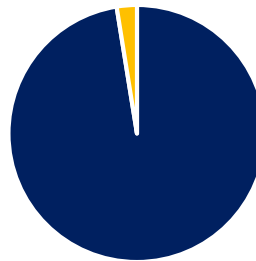
Sorority Involvement at UWEC



■ UWEC Undergraduate Women ■ Sorority Members

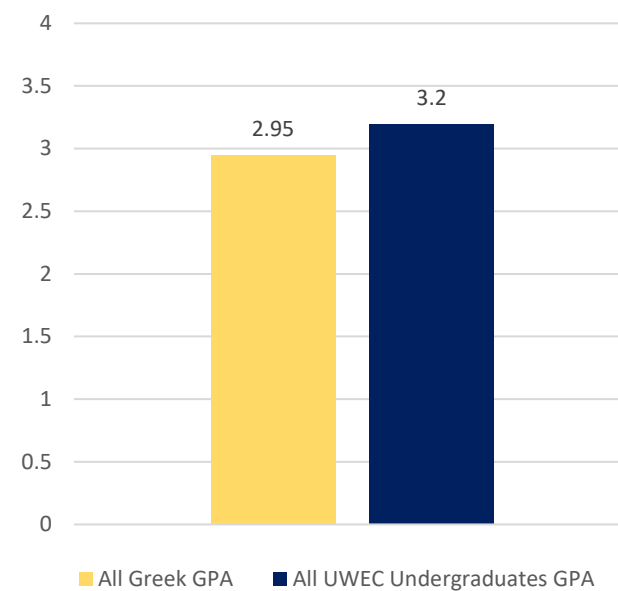
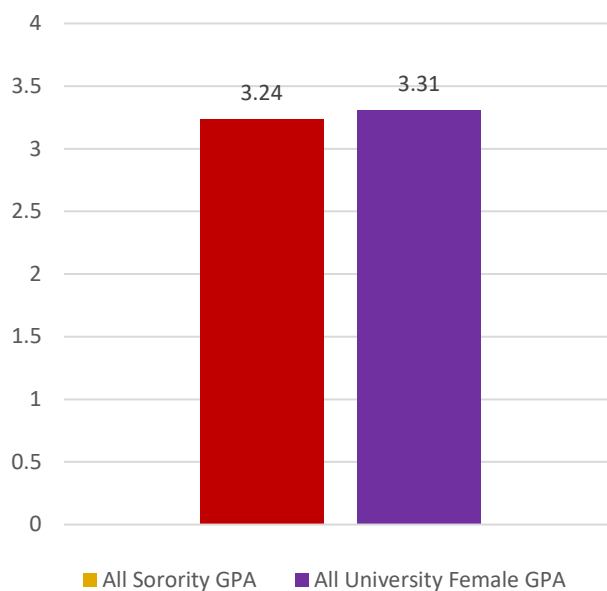
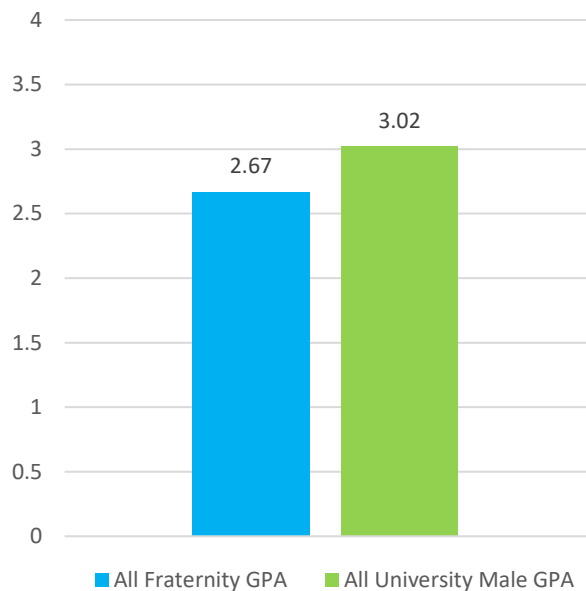
Total UWEC Undergraduate Women	6,143
Total Sorority Women	168
Percentage of Sorority Members at UWEC	2.73%

Greek Involvement at UWEC



■ Non-Greek Members ■ Greek Members

Total Undergraduate Students	10,022
Total Greek Members	255
Percentage of Greek Students at UWEC	2.54%



Interfraternity Council (IFC) Breakdown

Chapter	Total Members	# of Bids Given Out	# of New Members Retained	Total Chapter Cumulative GPA	Chapter Active Semester GPA	Change in Semester GPA	New Member Semester GPA
Delta Sigma Phi	33	5	4	2.98	2.82	+.08	2.89
Delta Tau Delta	23	3	3	3.05	2.9	+.06	3.19
Phi Gamma Delta (FIJI)	19	4	1	2.64	2.27	-.15	3.53
IFC Totals	75	12	8				
IFC Averages	25	4	2.66	2.89	2.66	-.003	3.2

Chapter	% Involvement in other Organizations	\$ Donated to Philanthropies	# of Philanthropies Donated To	Amount per Member	Community Service Hours Reported	Service Hours Per Member	Chapter Conduct Violations
Delta Sigma Phi	70%	\$310	2	\$9.39	0	0	0
Delta Tau Delta	100%	\$968	2	\$42.09	100	4.35	0
Phi Gamma Delta (FIJI)	10%	\$450	2	\$23.68	12	.63	1
IFC Totals		\$1,728	6	\$25.05	112	4.98	1
IFC Averages	60%	\$576	2	\$11.97	37.33	1.66	

Panhellenic Council (PHC) Breakdown

Chapter	Total Members	# of Bids Given Out	# of New Members Retained	Total Chapter Cumulative GPA	Chapter Active Semester GPA	Change in Semester GPA	New Member Semester GPA
Alpha Xi Delta	52	7	7	3.25	3.2	-.02	3.01
Delta Zeta	53	0	0	3.31	3.43	+.13	NA
Sigma Sigma Sigma	51	2	2	3.19	3.22	+.02	3.24
PHC Totals	156	9	9				
PHC Averages	52	3	3	3.25	3.28	+.04	3.13

Chapter	% Involvement in other Organizations	\$ Donated to Philanthropies	# of Philanthropies Donated To	Amount per Member	Community Service Hours Reported	Service Hours Per Member	Chapter Conduct Violations
Alpha Xi Delta	100%	\$7,459.02	1	\$143.44	250	4.81	0
Delta Zeta	100%	\$410	3	\$7.74	882	16.64	0
Sigma Sigma Sigma	100%	\$383	2	\$7.51	679.5	13.32	0
PHC Totals		\$8,252.02	6	\$158.69	1,811.5	34.77	0
PHC Averages	92%	\$2,750.67	2	\$52.9	603.83	11.59	

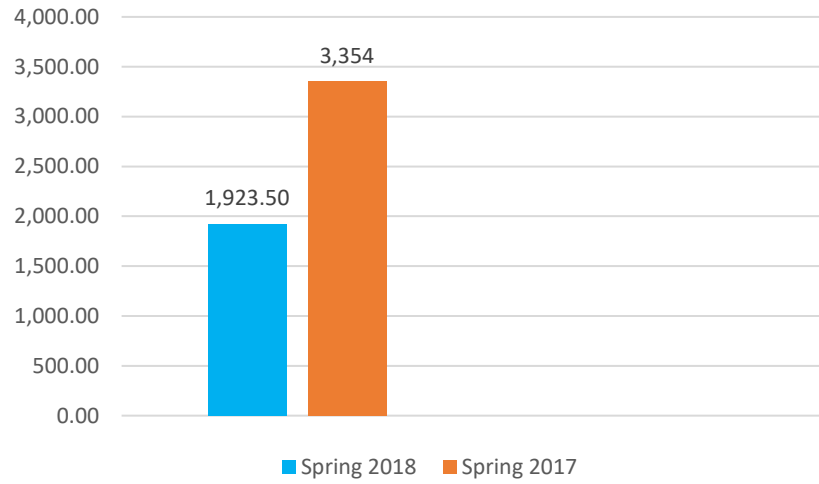
UW-Eau Claire Greek Community Numbers, Spring 2018

Total Philanthropy Dollars Raised	\$9,980.02
Total Community Service Hours	1,923.5
IFC Accepting Bids/Completing Initiation	67%
PHC Accepting Bids/Completing Initiation	100%

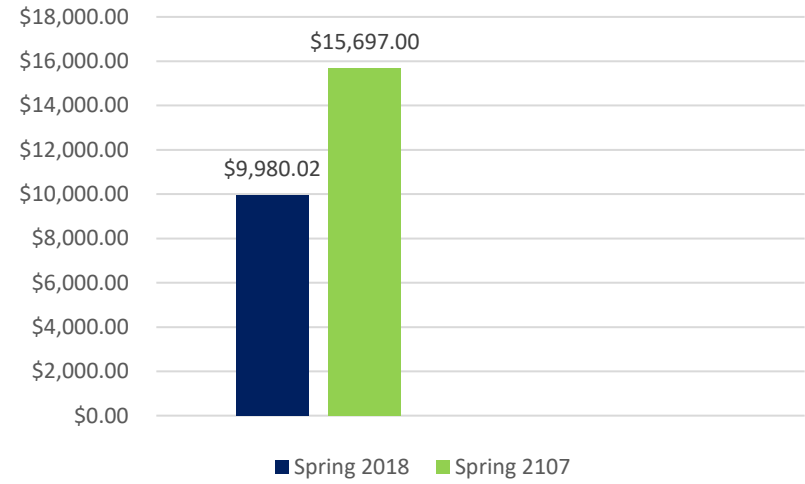
UW-Eau Claire Greek Community Numbers, Spring 2017

Total Philanthropy Dollars Raised	\$15,697
Total Community Service Hours	3,354
IFC Accepting Bids/Completing Initiation	100%
PHC Accepting Bids/Completing Initiation	100%

Community Service Hours

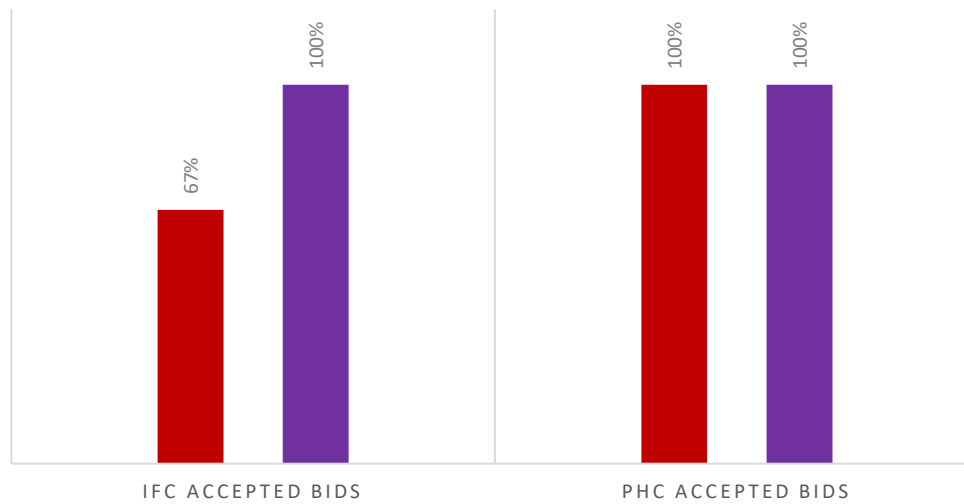


Philanthropy Dollars Raised



ACCEPTED BIDS/COMPLETED INITIATION

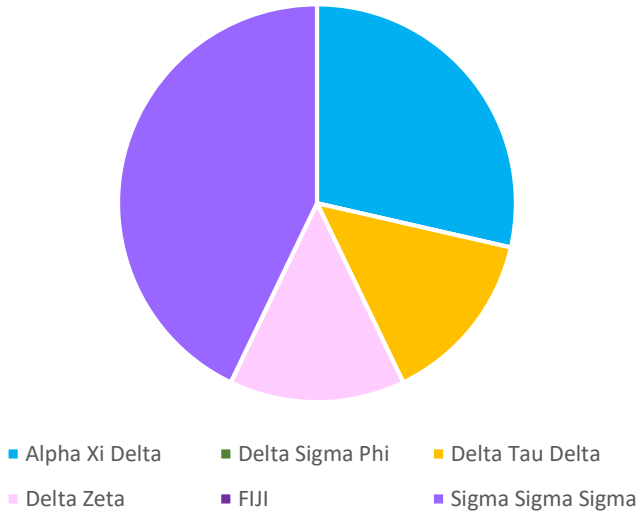
■ Spring 2018 ■ Spring 2017



ORDER OF OMEGA:

The Mu Omega Chapter of the Order of Omega initiated 7 new members in Spring 2018.

Spring 2018 Order of Omega Initiates



Current Order of Omega Involvement

