

University of Wisconsin
Eau Claire

Diverse Learning Environments Survey (DLE) Campus Climate Survey

Higher Education Research Institute (HERI) @ UCLA

National Instrument / Benchmarking

Administered Nationally in Spring 2021

Twelve UW campuses participated

UWEC Campus Climate Committee

Climate Survey Presentations (Student Focus)

November 4th UW Regents

UWEC Specific Content

November 7th Bridges to Change Conference

November 11th @Centennial 2614 Thursday, 9am

November 16th (Virtual) @Zoom, at Noon

December 2nd Student Organizations and Leadership @Davies 220, 4pm

<https://www.uwec.edu/edi-student-affairs/edi-initiatives/>

Topic Areas

Respondent demographics

Racial tension

Discrimination / bias

Institutional commitment to diversity

Academic validation

Conversations across difference & free speech

Sense of belonging

Another time

Financial Challenges

Covid-19 Pandemic

Sexual Harassment/Assault

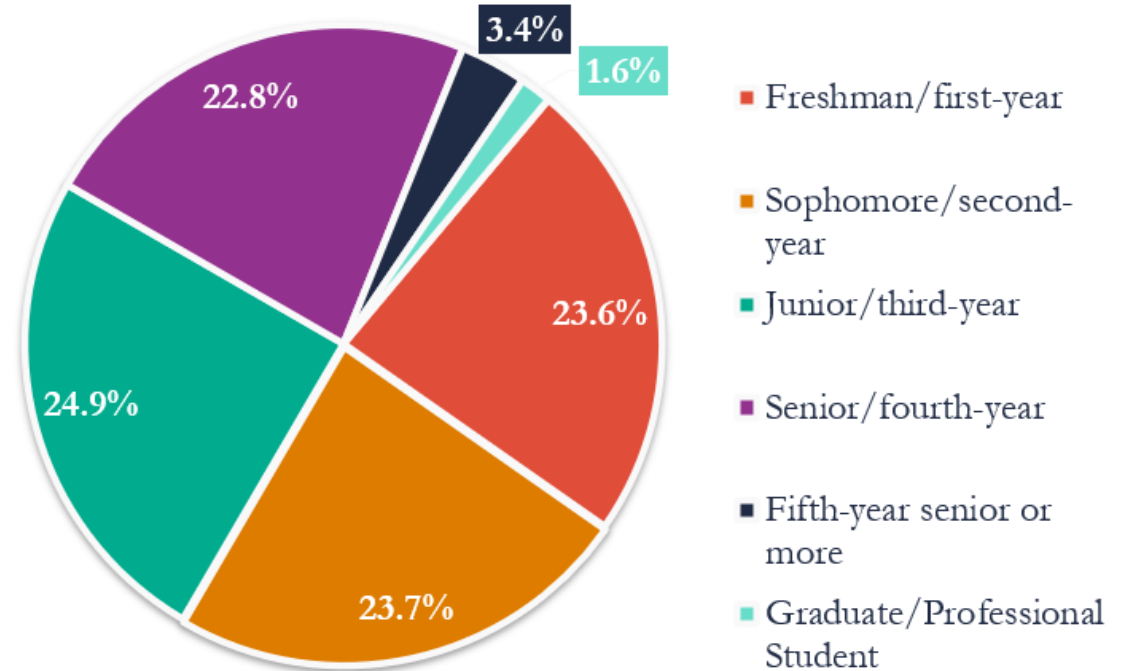
DLE Response

Nationwide 84,785

UW System 12,618 (14.9%)

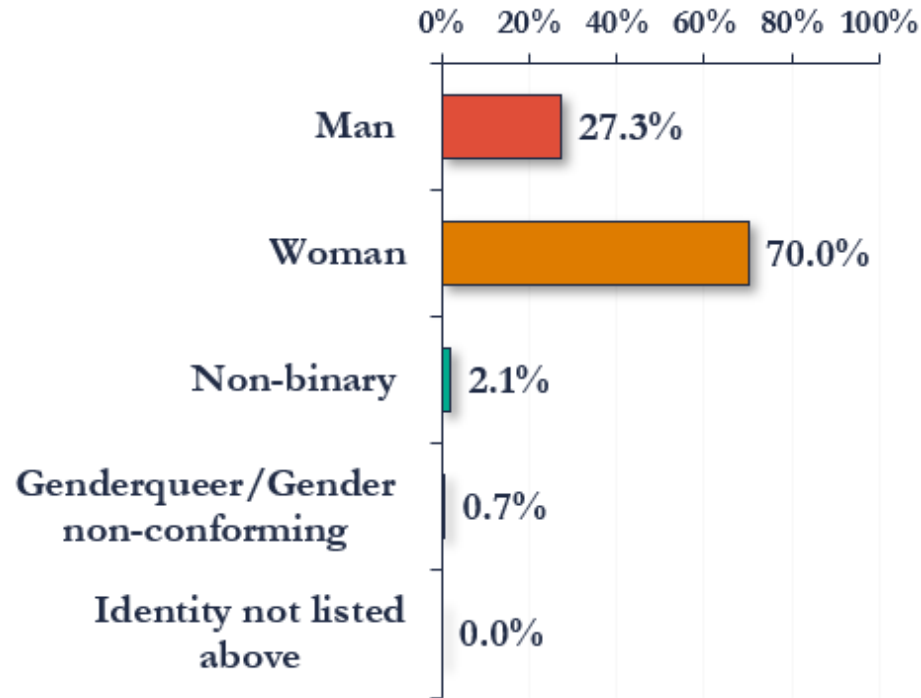
UWEC 1,839 (18.7%)

Class Standing

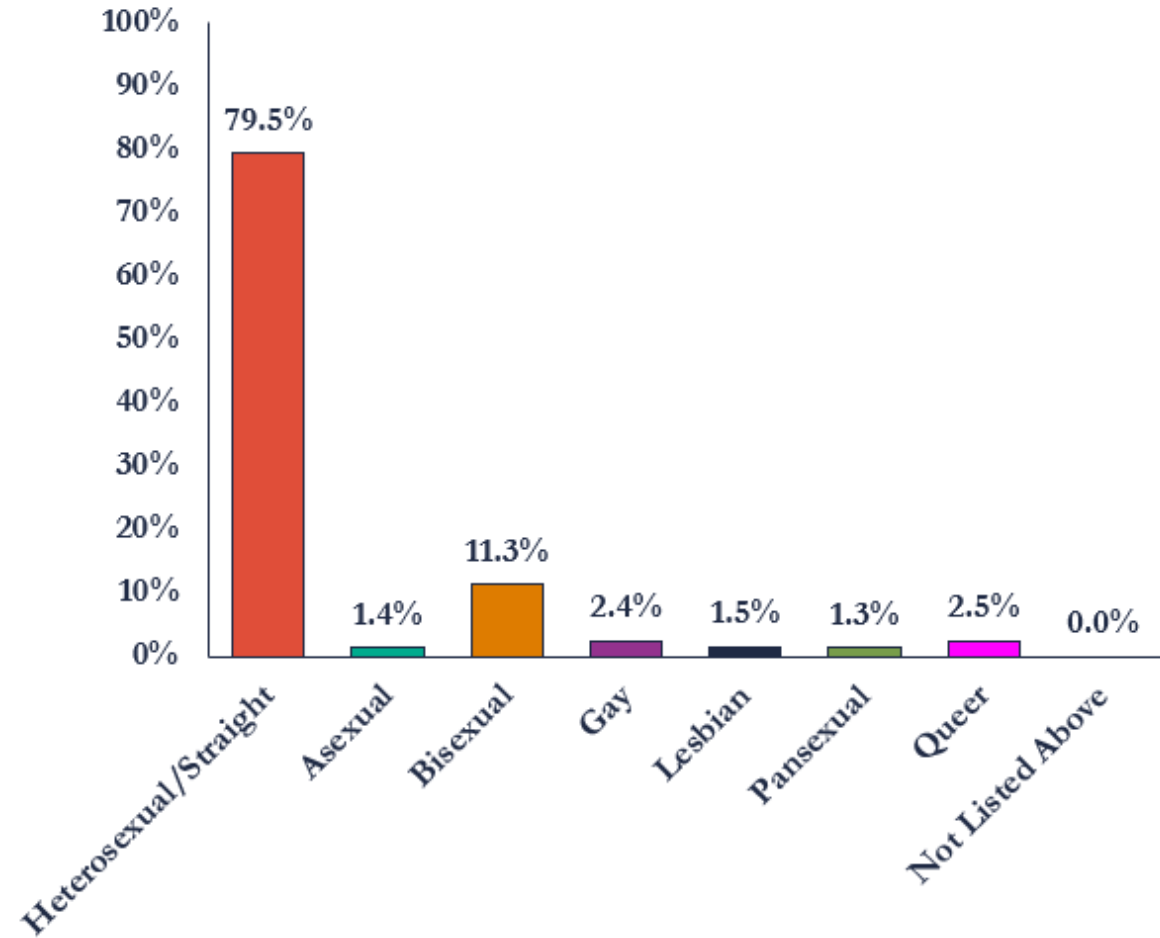


Demographics

Gender Identity




Sexual Orientation



12.8% SOC
14.4% SOC Respondents

Race/Ethnic Diversity



Focus on Faculty / Staff / Administration

Faculty & Staff Influence

Faculty

Empower me to learn

Agree

88.7%

Disagree

11.3%

Believe in my academic potential

92.6%

7.5%

At least 1 has taken an interest in me

82.1%

17.9%

Staff

At least 1 has taken an interest in me

83.3%

16.7%

Encouraged me to get involved on campus

71.3%

28.7%

Experience In Class

	Often	Sometimes	Never
Faculty able to determine my level of understanding of course material	62.7	36.3	1.9
Faculty provided feedback that helped me assess my progress	64.2	34.9	1.0
Felt my contributions were valued	59.6	38.5	2.0
Felt faculty encouraged me to ask questions and participate in discussions	72.6	26.1	1.2

How often in past year did students:

Feel challenged to think more broadly about an issue:

Frequently 57.7% Occasionally 38.0% Not at all 4.3%

Apply concepts from courses to real-life situations

Frequently 45.8% Occasionally 47.0% Not at all 7.1%

Explore topics on own, not required for class

Frequently 45.1% Occasionally 45.5% Not at all 9.4%

Since Entering College:

	Frequently	Occasionally	Not at All
Missed class for other responsibilities	5.4	52.8	41.8
Missed class for work	2.2	15.8	82.0
Felt overwhelmed by too much to do	68.0	27.5	4.5
Attended office hours	14.7	60.69	24.4
Felt anxious	63.6	29.0	7.4
Felt hunger (not enough food or money)	6.5	17.7	75.8
Felt depressed	37.1	42.7	20.2

Administration

Satisfaction with **timeliness** of administrative response to incidents of:

	Satisfied	Neutral	Dissatisfied
Campus Emergencies	46.0	42.3	11.7
Discrimination	25.5	32.6	41.3
Sexual Assault	30.5	42.0	27.5

Outcome of administrative response to incidents of:

	Satisfied	Neutral	Dissatisfied
Campus Emergencies	37.8	47.9	14.4
Discrimination	19.6	30.0	50.4
Sexual Assault	23.0	41.6	35.4

Institutional Commitment to Diversity

UWEC has a long-standing commitment to diversity

Agree 68.6% Disagree 31.4%

UWEC promotes the appreciation of cultural differences

Agree 85.6% Disagree 14.4%

UWEC has administrators who regularly speak about the value of diversity

Agree 74.2% Disagree 25.8%

Satisfaction with Racial/Ethnic Diversity

	Satisfied	Neutral	Dissatisfied
Faculty	43.1	36.8	20.1
Student body	29.7	36.0	34.3
Staff	38.5	41.0	20.5

How often have you heard insensitive remarks about race/ethnicity from:

	Often/Sometimes	Seldom/Never
Students	57.6%	42.4%
Faculty	9.0%	91.0%
Staff	7.9%	92.1%

Sense of Belonging

I feel I am a member of this College

Agree 83.7% Disagree 16.3%

I feel a sense of belonging to this campus

Agree 78.7% Disagree 21.3%

Overall discomfort w/campus climate

Uncomfortable 13.5% Comfortable 86.5%

Discomfort w/climate in class

Uncomfortable 7.1% Comfortable 92.9%

Campus climate influence leaving UWEC

Agree 19.8% Disagree 80.2%

**If asked, I would recommend
this college to others**

Agree 86.9%

Disagree 13.1%